

COVID-19 Business Impact Survey II

April 20, 2020

About us


To help our business community prepare for a full recovery from the COVID-19 pandemic, Corpus Christi Regional Economic Development Corporation has teamed up a consortium of local economic development organizations and chambers of commerce across South Texas in this survey project. The objective is to monitor the immediate impact of the crisis on local business operations and to assess their business needs.

This report summarizes results of the second survey, conducted about two weeks following our first survey. Survey data are compiled by the South Texas Economic Development Center at Texas A&M University-Corpus Christi. Contact Jim Lee (jim.lee@tamucc.edu) for questions.

South Texas COVID-19 Task Force Partners

Alice-Jim Wells County Economic Development Corporation · Aransas Pass Chamber of Commerce · Bee Area Partnership · City of Corpus Christi · City of Falfurrias · City of Robstown · Coastal Bend Council of Governments · Corpus Christi Downtown Management District · Corpus Christi Regional Economic Development Corporation · Del Mar College · Del Mar College Small Business Development Center · Ingleside Chamber of Commerce · Kingsville Economic Development Council · LiftFund · Nueces County Development Commission · Port of Corpus Christi · Portland Chamber of Commerce · Rockport-Fulton Chamber of Commerce · San Patricio Economic Development Corporation · Sinton Chamber of Commerce · Synchronist · University of Houston-Victoria Small Business Development Center · Texas A&M University-Corpus Christi · United Corpus Christi Chamber of Commerce · Victoria Chamber of Commerce · Victoria Economic Development Corporation · Workforce Solutions of the Coastal Bend

Special thanks to: American Bank




About the survey

This survey was conducted during the week of April 13, 2020, about two weeks after the State and local communities across South Texas issued stay-at-home orders. The survey generated a total of 927 returns from various counties. Survey respondents spread across the Coastal Bend and Golden Crescent regions in South Texas. The businesses that they represent capture the overall makeup of our local economies.

Key Findings:


1. **Operations:** More than one third of local businesses are closed. Open businesses are operating at 65% capacity on average, compared to about 80% two weeks earlier.
2. **Workforce:** The COVID-19 outbreak has resulted in layoffs by 21% of businesses and terminations by 7% of them, while 6% of businesses have in fact hired more workers. All these figures are higher than the corresponding figures in the first survey, reflecting deeper impacts from the social distancing policy measures. For employees temporarily not reporting for work, slightly more than 60% of them are being paid.
3. **Finance:** The typical affected business has experienced a revenue loss of 50%, and it expects to remain open for 12 more weeks before failure. Half of these business owners have applied for the Paycheck Protection Program loan, while 14% of them were not aware of this business relief program under the CARES Act.
4. **Outlook:** About one in five business owners anticipates a permanent reduction in their workforce by an average of about 40% over the next three to six months.
5. Along with the first survey two weeks earlier, this survey provides a snapshot of the hardship facing South Texas despite the government relief programs aimed to mitigate the economic damage to businesses and their employees. Drawing from our survey data, the local economies in the Coastal Bend and Golden Crescent regions are currently running at no more than half of their pre-crisis levels. Small businesses are bearing the brunt of the impact.




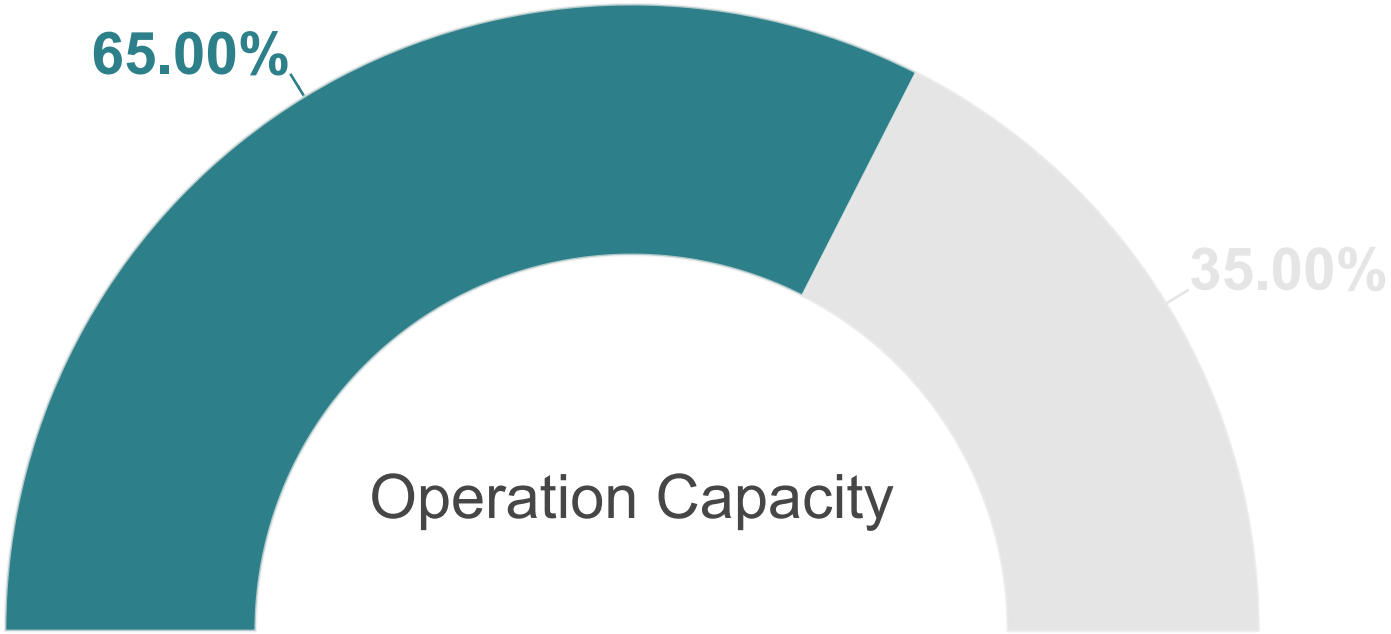
Operations

What is your current operating status?

● Closed % ● Open %



Open Businesses:

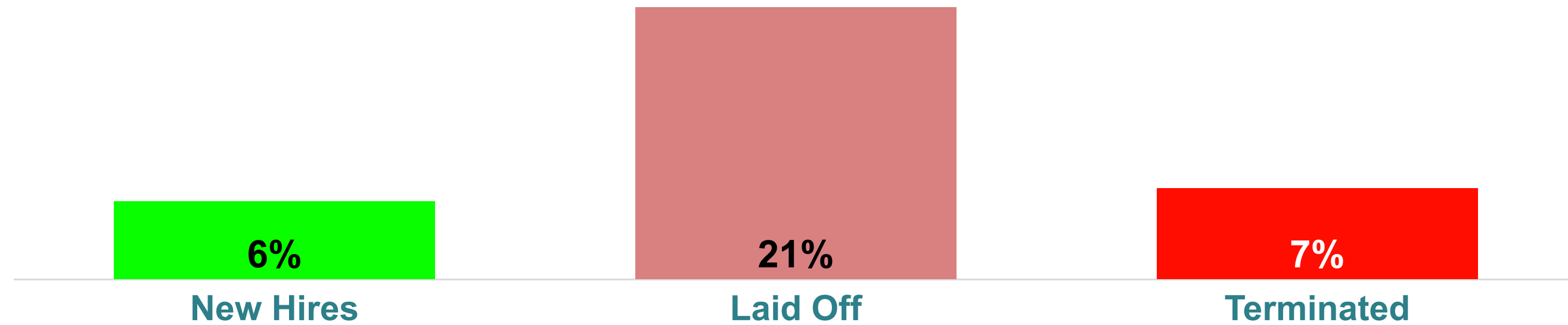


Workforce



How has your employee count changed due to COVID-19 specifically?

Typical business size (median): 23 employees

Businesses with staffing change:

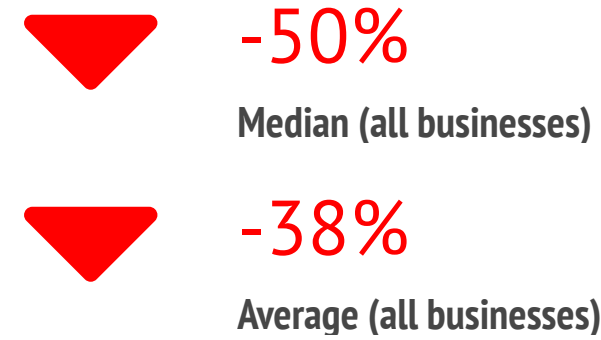


If employees are temporarily not reporting for work, the percentage will be paid during the work hiatus:



Finance


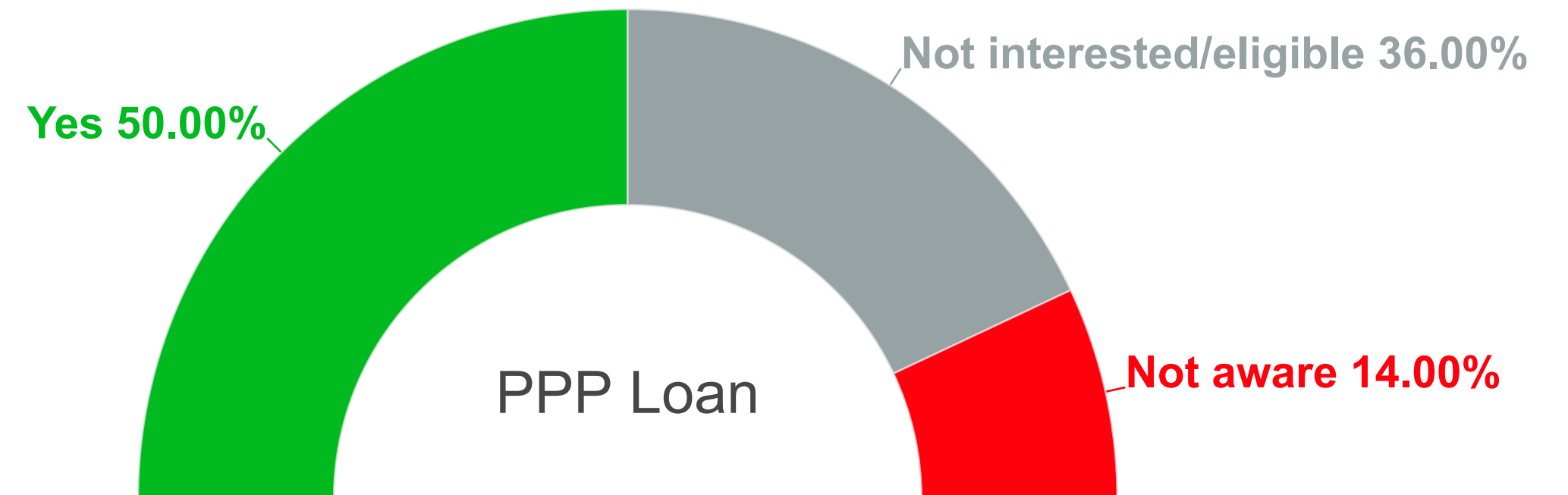
Company's weekly revenue change experienced as a result of the COVID-19 pandemic:




Weeks of a business slowdown or shutdown to survive before closing:



Have you applied for the Paycheck Protection Program loan?

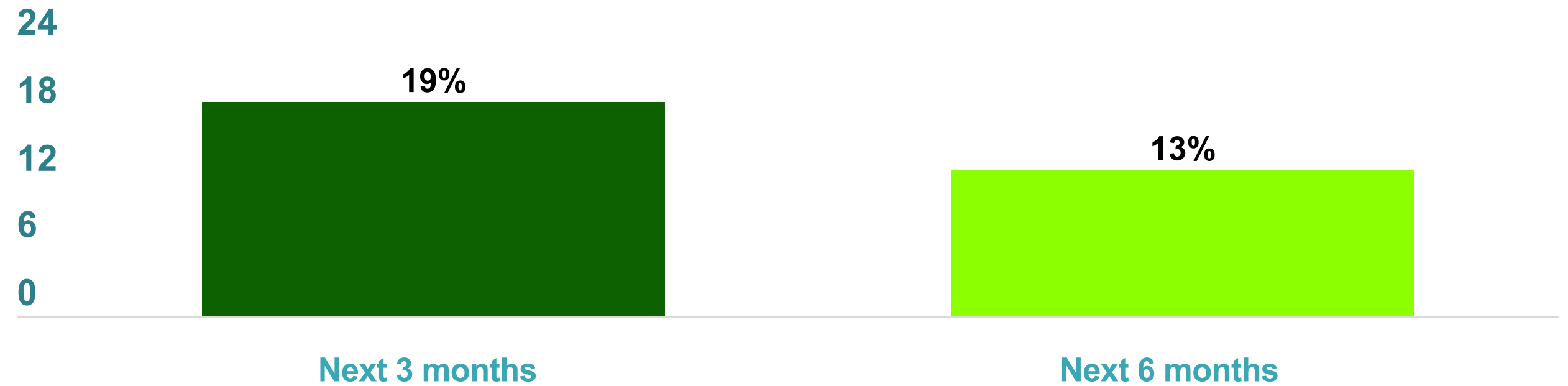


Future

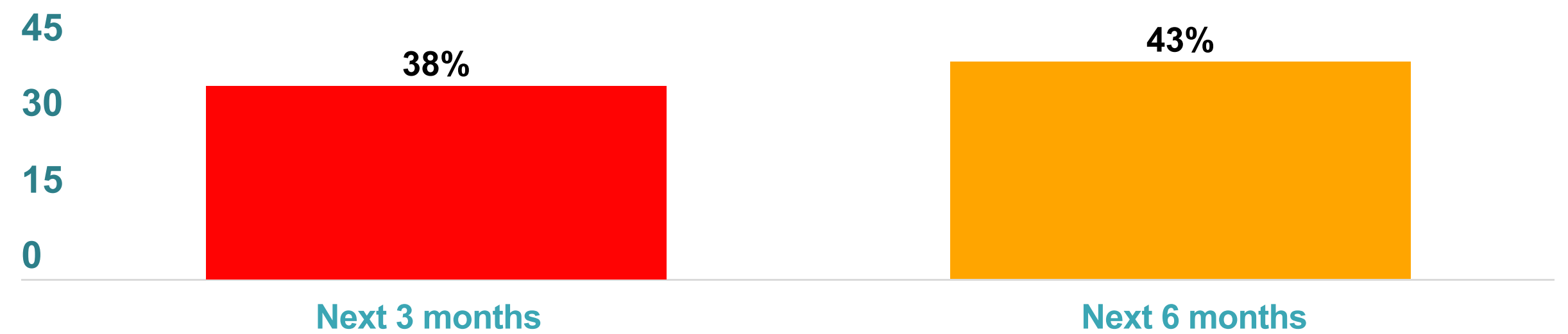


Affected businesses' anticipated permanent reduction in workforce:

Affected businesses



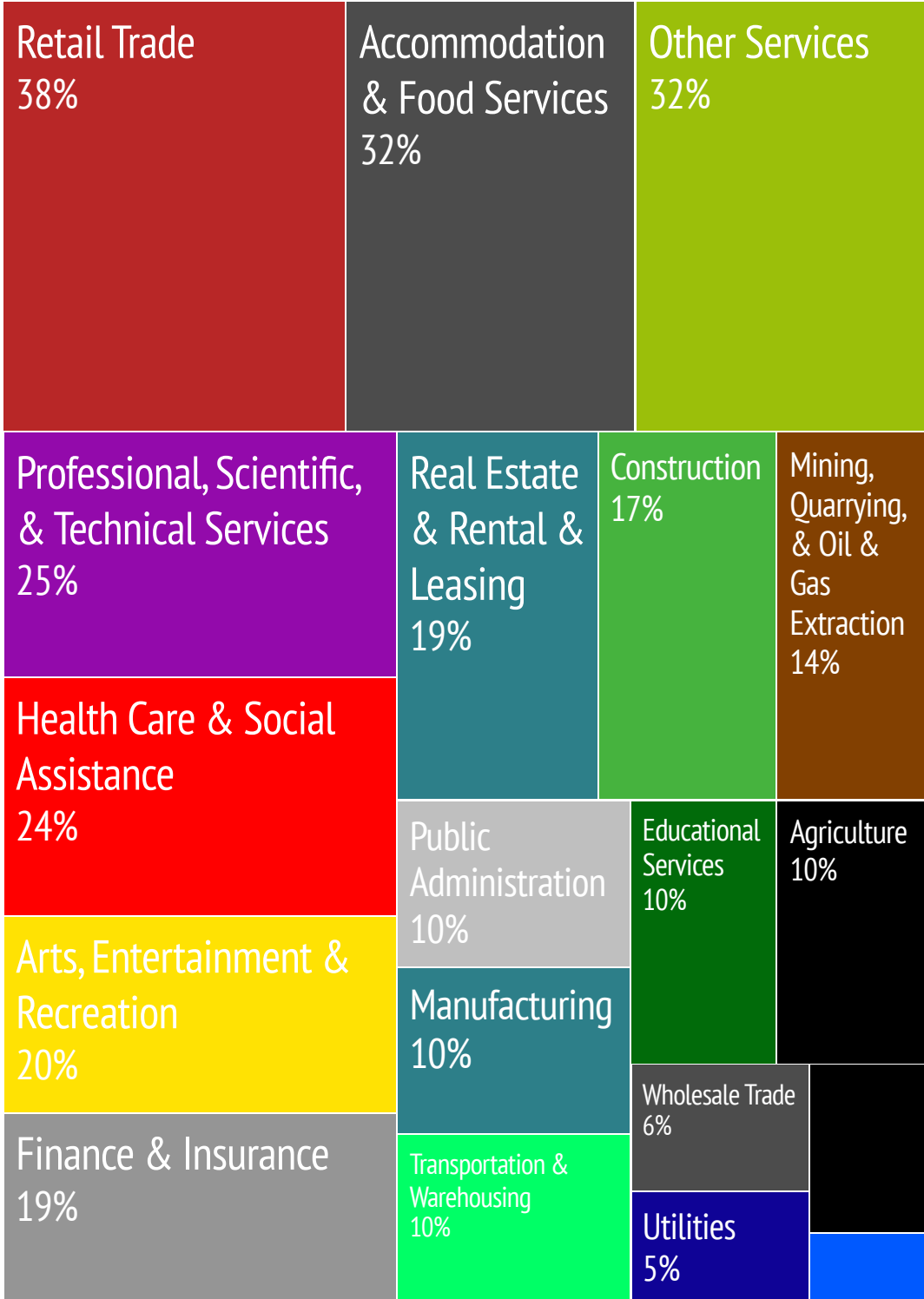
Average workforce reduction



Demographics



Respondents' Industry Mix



Survey Respondents by County

